

### Awards & Credentials

The Daintree Core Income Trust has been awarded a Recommended rating by both Lonsec & Zenith. Daintree Capital is also a signatory to the United Nations Principles for Responsible Investment.



### Fund Description

The Daintree Core Income Trust (the Fund) is an absolute return, cash plus bond strategy. The Fund is not constrained by any traditional fixed income index, which provides us the flexibility to seek out the best risk adjusted returns available across regions, sectors and securities.

### Fund Objective

The aim of the Fund is to provide a steady stream of income and capital stability over the medium term by investing in a diversified portfolio of fixed income securities and cash. The Fund seeks to produce a return (net of fees) that exceeds the RBA Cash Rate by 1.50-2.00% p.a. over a rolling three-year period.

### Monthly Highlights

- April saw sovereign bonds turn around the poor performance of recent months, with yields mostly falling over the course of the month. Locally, a weak CPI overshadowed other data and led to some changes to market expectations as to RBA policy moves
- Credit spreads were mostly tighter in keeping with the broader positive tone for markets. Non-financial credit was the standout performer, and higher beta exposures led the move tighter
- Overlay performance was a small positive for the month, driven by duration positioning as well as currency strategies

### Key Statistics

Modified Duration (Yrs)	0.53
Spread Duration (Yrs)	3.78
Portfolio Yield (%)	1.89
Average Credit Quality	A-
Portfolio ESG score (MSCI)	A

**Note:** Portfolio yield is the expected return over the next year, assuming no changes to either portfolio composition or market yields. Average credit quality excludes overlay positions. Portfolio yield and spread duration reflect the net credit default swap exposures in the portfolio. The Portfolio ESG score is the weighted average portfolio ESG rating based on Daintree Capital's application of MSCI data

### Fund facts

Trust name	Daintree Core Income Trust
Funds under management	AUD486m
Responsible Entity	Perennial Investment Management Ltd
Portfolio managers	Mark Mitchell & Justin Tyler
Inception date	5 June 2017
APIR code	WPC1963AU
Management costs	0.50% pa
Buy/sell spread	+0.05% / -0.05%
Entry and exit fees	None
Pricing frequency	Daily
Initial investment	\$25,000
Distribution frequency	Monthly
Currency	Australian Dollar

### Platforms

The Daintree Core Income Trust is available on the following platforms:

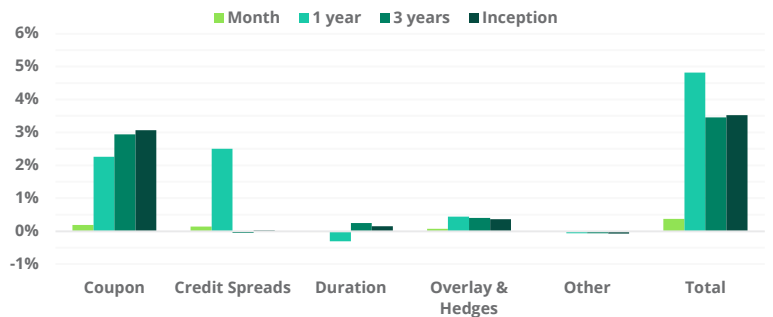
- AMP North
- Asgard
- BT Panorama
- HUB 24
- Macquarie Wrap
- Mason Stevens
- MLC Navigator
- MLC Wrap
- Netwealth
- Praemium
- uXchange
- Xplore Wealth

### Performance & Analytics

	Month (%)	Quarter (%)	1 Year (%)	3 Years (% pa)	Inception (% pa)
Fund (gross)	0.37	0.57	4.82	3.45	3.52
Fund (net)	0.33	0.45	4.32	2.91	2.97
Distribution (net)	0.10	0.29	1.26	2.03	1.97
Growth (net)	0.23	0.15	3.06	0.88	1.00
RBA Cash Rate	0.01	0.02	0.18	0.85	0.99
Excess Return	0.32	0.42	4.14	2.06	1.98

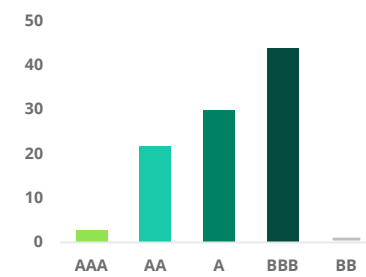
**Note:** Performance inception is 1 July 2017. Excess return is measured with reference to net performance. Returns for periods longer than one year are annualised. Distribution return is the difference between total return and ex-distribution unit price return. Past performance is not a reliable indicator of future performance.

### Performance Contribution (Pre Fees)

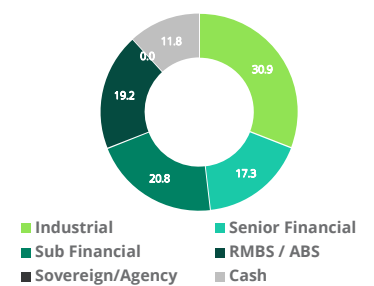


**Note:** Overlay strategies use derivatives to ensure that the fund exposure to interest rates, credit and other relevant factors is controlled separately to the physical assets in the portfolio

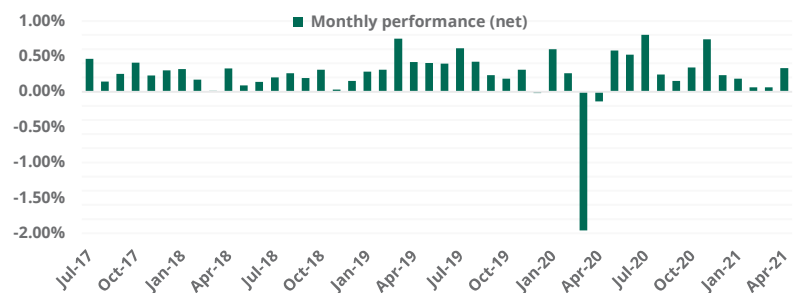
### Rating Exposure (%)



### Sector Exposure (%)



### Monthly Performance



### Cash Income

The Fund distributed 0.10 cents per unit in April.

