

Fund Description

The Daintree Core Income Trust (the Fund) is an absolute return, cash plus bond strategy. The Fund is not constrained by any traditional fixed income index, which provides us the flexibility to seek out the best risk adjusted returns available across regions, sectors and securities.



Fund Objective

The aim of the Fund is to provide a steady stream of income and capital stability over the medium term, by investing in a diversified portfolio of fixed income securities and cash. The Fund seeks to produce a return (net of fees) that exceeds the RBA Cash Rate by 1.50-2.00% p.a. over a rolling three-year period.

Monthly Highlights

- High coupon receipts combined with a narrowing of credit spreads were the main drivers of returns as credit markets continued their positive year.
- Duration positioning was kept low, dampening volatility and preserving capital.
- The Fund participated widely in new issuance, identifying opportunities from banks, other financials, infrastructure and a range of securitised assets.

Key Statistics

Modified Duration (Yrs)	-0.01
Spread Duration (Yrs)	2.53
Yield to Maturity (%)	6.88
Running Yield (%)	5.92
Average Credit Quality	A
Portfolio ESG score (MSCI)	AA

Note: Portfolio yield is the expected return over the next year, assuming no changes to either portfolio composition or market yields. Average credit quality excludes overlay positions. Portfolio yield and spread duration reflect the net credit default swap exposures in the portfolio. The Portfolio ESG score is the weighted average portfolio ESG rating based on Daintree Capital's application of MSCI data.

Fund facts

Trust name	Daintree Core Income Trust
Funds under management	AUD702m
Responsible Entity	Perennial Investment Management Ltd
Portfolio managers	Mark Mitchell & Justin Tyler
Inception date	5 June 2017
APIR code	WPC1963AU
Management costs	0.50% pa + 0.05% pa expense recovery
Buy/sell spread	0.00% / -0.05%
Entry and exit fees	None
Pricing frequency	Daily
Minimum initial investment	\$25,000
Distribution frequency	Monthly
Currency	Australian Dollar

Platforms

The Daintree Core Income Trust is available on the following platforms:

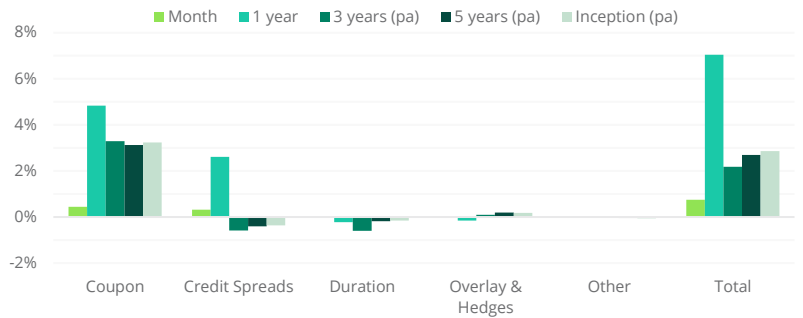
- AMP North
- Asgard
- BT Panorama
- Colonial FirstWrap
- HUB24
- Insignia
- Macquarie Wrap
- Mason Stevens
- MLC Navigator
- MLC Wrap
- Netwealth
- Praemium
- uXchange
- Xplore Wealth

Performance & Analytics

	Month (%)	Quarter (%)	1 Year (%)	3 Years (% pa)	5 Years (% pa)	Inception (% pa)
Fund (gross)	0.75	2.17	7.05	2.18	2.70	2.86
Fund (net)	0.70	2.03	6.52	1.67	2.18	2.33
Distribution (net)	0.36	1.08	2.80	2.85	2.44	2.48
Growth (net)	0.34	0.95	3.72	-1.18	-0.26	-0.15
RBA Cash Rate	0.35	1.04	3.71	1.52	1.26	1.31
Excess Return	0.35	0.99	2.82	0.14	0.92	1.01

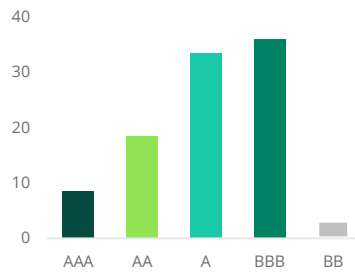
Note: Performance inception is 1 July 2017. Excess return is measured with reference to net performance. Returns for periods longer than one year are annualised. Distribution return is the difference between total return and ex-distribution unit price return. Past performance is not a reliable indicator of future performance.

Performance Contribution (Pre Fees)

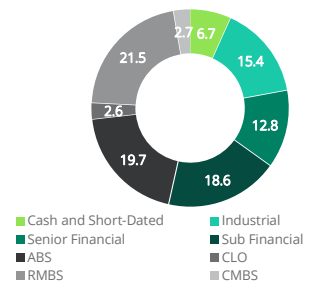


Note: Overlay strategies use derivatives to ensure that the Fund exposure to interest rates, credit and other relevant factors is controlled separately to the physical assets in the portfolio

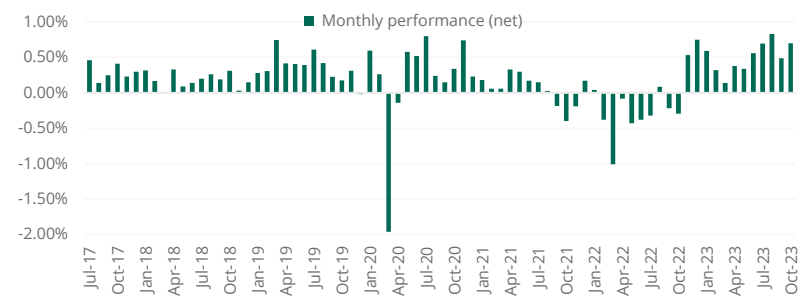
Rating Exposure (%)



Sector Exposure (%)

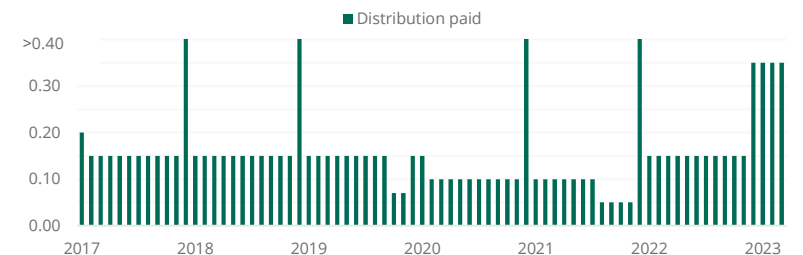


Monthly Performance



Cash Income

The Fund distributed 0.35 cents per unit in October.



Fund Review

The Core Income Trust returned 0.70% for the month, net of fees. The Fund's performance was supported by coupon income and credit spreads. Duration exposure was kept low which reduced volatility and limited performance impact. Overlay and hedges were neutral contributors for the month.

Credit markets remained resilient amidst rising geopolitical tensions. Based on recent spread performance, credit investors remain more focused on solid corporate fundamentals and a supportive technical backdrop as year-end approaches.

Yield curves continued to steepen, driven by the re-establishment of term premium as the size and scale of the funding challenges facing most governments becomes a focus point for markets.

The Fund was very active in purchasing new issuance, identifying opportunities from banks, other financials, infrastructure, and a range of securitised assets.

Outlook

Events in the Middle East captured the world's attention on 7 October, adding a new dimension of risk to global growth and inflation narratives. However, by the end of the month, expectations of further interest rate increases had subsided (except in Australia where the data has driven an increase in November) and financial conditions had eased (driven by rising risk asset valuations).

Risks to the already fragile growth outlook from conflict between Israel and Hamas include disruption to energy markets, given that so much global supply emanates from the region. This risk will become more meaningful if hostilities spill over into a wider regional conflict. Iran, and its proxies in Lebanon, Syria and Yemen have voiced their support for the Palestinians but have refrained from major physical engagements to date. Given oil futures closed the month lower, energy traders do not share our level of concern for potential supply disruptions.

Geopolitics notwithstanding, inflation concerns continue to abate, leading traders to dust off their predictions on the timing of interest rate cuts. There are two scenarios that could lead to a central bank pivot. The first would be in response to growing and widespread conflict across multiple regions as a response to expected trade and economic shocks. The second scenario would see growth materially slow, employment conditions soften, widespread corporate defaults and/or corporate profitability severely weakening. Given the resilience of the global economy over 2023, we see both scenarios as quite unlikely, and thus hold fast to our view that interest rates are most likely to remain at our around current levels for the time being.

While not capturing the headlines, we believe developments in Japan warrant consideration. In response to the first credible signs of inflation in close to 40 years, the Bank of Japan made further (modest) tweaks to their Yield Curve Control (YCC) programme, allowing the yield on the 10-year government bond to trade more freely within a defined range. While we know the goal of the BoJ is to eventually extricate themselves from YCC altogether, the sheer value of assets at stake means that the transition will occur gradually. Exporters are taking advantage of a depreciating yen in the short term, but the greater risk is higher local bond yields attracting capital back to Japan, with implications for bond markets globally. An unwinding of the yen carry trade becomes more likely with each month that inflation persists above target and would be influential on interest rates across developed markets.

Credit spreads were resilient in October against an uncertain backdrop. Credit markets seem to be looking through the geopolitical tensions and short-term market noise and focusing on strong corporate fundamentals. Indeed, primary issuance markets have been lively for several months, with October seeing the strongest activity so far this year. We cannot rule out further spread widening as the current economic cycle matures, but we are confident that the investment grade segment of the market is well placed to navigate near-term challenges. Strong coupon income will remain the foundation of the return profile over time.

Issued by: The Investment Manager, Daintree Capital Management Pty Ltd (ABN 45 610 989 912), a Corporate Authorised Representative (CAR 001304218) of Perennial Value Management Limited (ABN 22 090 879 904, AFSL 247293). Responsible Entity: Perennial Investment Management Limited ABN 13 108 747 637, AFSL: 275101. This promotional statement is provided for information purposes only. Accordingly, reliance should not be placed on this promotional statement as the basis for making an investment, financial or other decision. This promotional statement does not take into account your investment objectives, particular needs or financial situation. While every effort has been made to ensure the information in this promotional statement is accurate; its accuracy, reliability or completeness is not guaranteed. Past performance is not a reliable indicator of future performance. Gross performance does not include any applicable management fees or expenses. Net performance is based on redemption price for the period and assumes that all distributions are reinvested. Fees indicated reflect the maximum applicable. Contractual arrangements, including any applicable management fee, may be negotiated with certain large investors. Investments in the Trust must be accompanied by an application form. The current relevant product disclosure document, additional information booklet, application form and target market determination can be found on Daintree's website www.daintreecapital.com.au

The rating issued 09/2023 is published by Lonsec Research Pty Ltd ABN 11 151 658 561 AFSL 421 445 (Lonsec). Ratings are general advice only, and have been prepared without taking account of your objectives, financial situation or needs. Consider your personal circumstances, read the product disclosure statement and seek independent financial advice before investing. The rating is not a recommendation to purchase, sell or hold any product. Past performance information is not indicative of future performance. Ratings are subject to change without notice and Lonsec assumes no obligation to update. Lonsec uses objective criteria and receives a fee from the Fund Manager. Visit lonsec.com.au for ratings information and to access the full report. © 2022 Lonsec. All rights reserved.

The Zenith Investment Partners (ABN 27 103 132 672, AFS Licence 226872) ("Zenith") rating (assigned June 2023) referred to in this document is limited to "General Advice" (s766B Corporations Act 2001) for Wholesale clients only. This advice has been prepared without taking into account the objectives, financial situation or needs of any individual and is subject to change at any time without prior notice. It is not a specific recommendation to purchase, sell or hold the relevant product(s). Investors should seek independent financial advice before making an investment decision and should consider the appropriateness of this advice in light of their own objectives, financial situation and needs. Investors should obtain a copy of, and consider the PDS or offer document before making any decision and refer to the full Zenith Product Assessment available on the Zenith website. Past performance is not an indication of future performance. Zenith usually charges the product issuer, fund manager or related party to conduct Product Assessments. Full details regarding Zenith's methodology, ratings definitions and regulatory compliance are available on our Product Assessments and at <https://www.zenithpartners.com.au/RegulatoryGuidelines>

Evergreen Research Pty Ltd trading as ERIG Index ABN 17 647 506 590 is Authorised Representative 001289533 of Evergreen Fund Managers Pty Ltd ABN 75 602 703 202 AFSL 486275. The material is for the information purposes of non-retail clients only. It is not, and is not to be construed as, advice or a recommendation to acquire, hold or dispose of financial products or to use financial services. The ERIG Index measures only the Responsible Investment capabilities of funds. It does not assess the performance or other features of the funds.