

Fund Description

The Daintree High Income Trust (the Fund) is an absolute return bond strategy. The Fund is not constrained by any traditional fixed income index, which provides us the flexibility to seek out the best risk adjusted returns available across regions, sectors and securities.



Fund Objective

The aim of the Fund is to provide a steady stream of income over the medium term, by investing in a diversified portfolio of fixed income securities. The Fund seeks to produce a return (net of fees) that exceeds the RBA Cash Rate by 3%-4% p.a. over a rolling three to five-year period.

Monthly Highlights

- High coupon receipts combined with a narrowing of credit spreads were the main drivers of returns as credit markets continued their positive year.
- Duration positioning added to performance as well amid a marked rally in government bond markets globally.
- The Fund selectively engaged in new issuance, favouring industrial and securitised assets. Portfolio positioning and cash levels are reflective of an expectation that momentum in investment grade credit markets can be maintained into 2024.

Key Statistics

Modified Duration (Yrs)	0.58
Spread Duration (Yrs)	1.83
Yield to Maturity (%)	7.92
Running Yield (%)	7.55
Average Credit Quality	BBB
Portfolio ESG score (MSCI)	AA

Note: Portfolio yield is the expected return over the next year, assuming no changes to either portfolio composition or market yields. Average credit quality excludes overlay positions. Portfolio yield and spread duration reflect the net credit default swap exposures in the portfolio. The Portfolio ESG score is the weighted average portfolio ESG rating based on Daintree Capital's application of MSCI data.

Fund facts

Trust name	Daintree High Income Trust
Responsible Entity	Perennial Investment Management Ltd
Portfolio managers	Mark Mitchell & Justin Tyler
Inception date	1 November 2018
APIR code	WPC1583AU
Management costs	0.70% pa + 0.05% pa expense recovery
Buy/sell spread	+0.15% / -0.15%
Entry and exit fees	None
Pricing frequency	Daily
Minimum initial investment	\$10,000
Distribution frequency	Quarterly
Currency	Australian Dollar

Platforms

The Daintree High Income Trust is available on the following platforms:

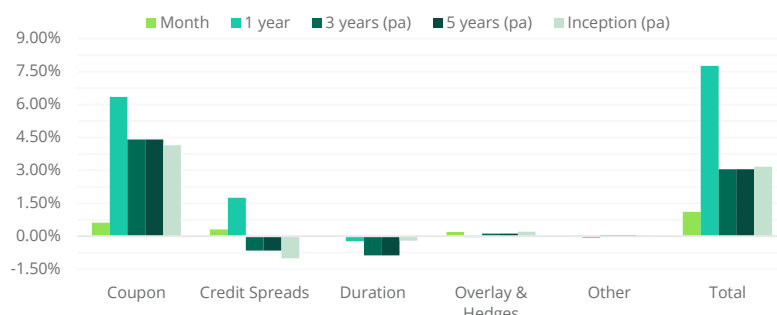
- BT Panorama
- HUB24
- Colonial FirstWrap
- Macquarie Wrap
- Netwealth

Performance & Analytics

	Month (%)	Quarter (%)	1 Year (%)	3 Years (% pa)	5 Years (% pa)	Inception (% pa)
Fund (gross)	1.40	3.33	8.27	3.30	3.59	3.37
Fund (net)	1.34	3.15	7.56	2.56	2.85	2.63
Distribution (net)	1.40	1.43	4.34	4.87	4.01	3.96
Growth (net)	-0.06	1.72	3.22	-2.30	-1.16	-1.33
RBA Cash Rate	0.37	1.07	3.94	1.76	1.36	1.36
Excess Return	0.97	2.08	3.62	0.80	1.49	1.27

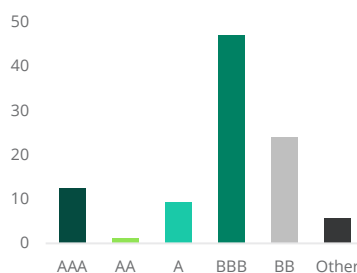
Note: Performance inception is 1 November 2018. Excess return is measured with reference to net performance. Returns for periods longer than one year are annualised. Distribution return is the difference between total return and ex-distribution unit price return. Past performance is not a reliable indicator of future performance.

Performance Contribution (Pre-Fees)

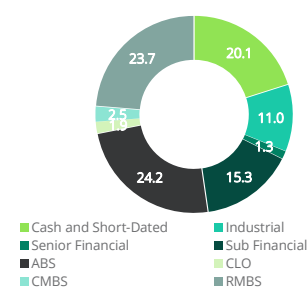


Note: Overlay strategies use derivatives to ensure that the Fund exposure to interest rates, credit and other relevant factors is controlled separately to the physical assets in the portfolio

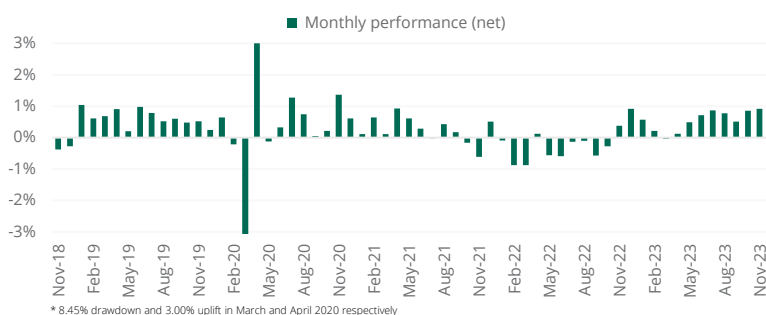
Rating Exposure (%)



Sector Exposure (%)

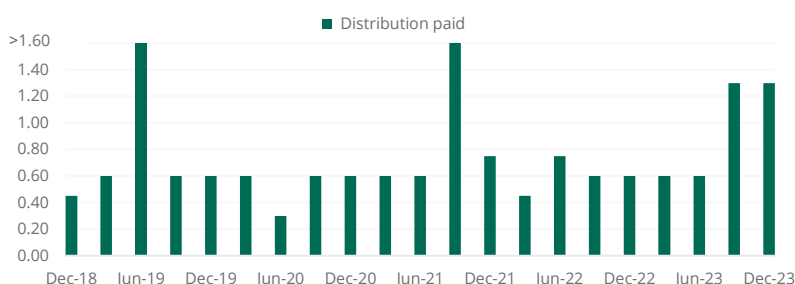


Monthly Performance



Cash Income

The Fund distributed 1.30CPU in December. The next distribution will be paid in March.



Fund Review

The High Income Trust returned 1.34% for the month net of fees. The Fund's very strong performance was balanced between tightening credit spreads and regular coupon income. Duration provided some additional support within the overlay book.

Credit markets remained resilient and saw some spread compression in continuation of the dominant theme of 2023. Based on recent spread performance, credit investors remained more focussed on solid corporate fundamentals and a supportive technical backdrop as year-end approached.

The Fund selectively engaged in new issuance, although activity tapered off considerably over December. Portfolio positioning and cash levels are reflective of an expectation that momentum in investment grade credit markets can be maintained into 2024.

Outlook

Market conditions continued November's trend, reinforced by a remarkable shift in sentiment after a dovish December meeting of the US Federal Reserve. Bond yields fell precipitously, providing a strong impetus for risk assets to respond accordingly.

While Daintree was well positioned to benefit from this move, the strength and speed of the market reaction relative to the underlying fundamentals leaves us a little more circumspect. Having largely resolved the temporary factors driving the CPI, we are yet to be convinced that the "last mile" of bringing core inflation back to target can be achieved with the current policy toolkit. Using Australia as an example, tensions are growing between monetary and fiscal

approaches to moderate inflation without exacerbating cost-of-living, which continues to be a hot-button political issue here and around the world.

Important employment updates exceeded expectations, while central bank officials both in the US and abroad tried, in vain, to temper expectations of a significant dovish pivot taking hold across the monetary policy spectrum in 2024. Investors either couldn't (or didn't want to) heed the nuance in their messaging as the "silly season" loomed.

Arguably, robust labour market conditions were the biggest contributor to market resilience in 2023. Continued strength is pivotal to a more positive outlook for 2024 because we believe that low unemployment translates into stability in residential property prices, consumption and ultimately prices via a natural rebalancing of demand and supply.

Credit spreads tightened in December but did not get caught up in the near euphoric performance of other risk assets. We have noted in recent months that credit markets seem to be looking through the geopolitical tensions and short-term market noise, but 2024 will present a range of challenges including a growing refinancing wall, for which elevated interest rates pose a distinct risk. Should the availability of capital be constrained as this refinancing wave gathers pace, we cannot rule out some spread widening as the current economic cycle matures. Daintree retains the view that the investment grade segment of the credit market is well placed to navigate near-term challenges and strong coupon income will remain the foundation of the return profile over time.

Issued by: The Investment Manager, Daintree Capital Management Pty Ltd (ABN 45 610 989 912), a Corporate Authorised Representative (CAR 001304218) of Perennial Value Management Limited (ABN 22 090 879 904, AFSL 247293). Responsible Entity: Perennial Investment Management Limited ABN 13 108 747 637, AFSL: 275101. This promotional statement is provided for information purposes only. Accordingly, reliance should not be placed on this promotional statement as the basis for making an investment, financial or other decision. This promotional statement does not take into account your investment objectives, particular needs or financial situation. While every effort has been made to ensure the information in this promotional statement is accurate; its accuracy, reliability or completeness is not guaranteed. Past performance is not a reliable indicator of future performance. Gross performance does not include any applicable management fees or expenses. Net performance is based on redemption price for the period and assumes that all distributions are reinvested. Fees indicated reflect the maximum applicable. Contractual arrangements, including any applicable management fee, may be negotiated with certain large investors. Investments in the Trust must be accompanied by an application form. The current relevant product disclosure document, additional information booklet, application form and target market determination can be found on Daintree's website www.daintreecapital.com.au

The rating issued 09/2023 is published by Lonsec Research Pty Ltd ABN 11 151 658 561 AFSL 421 445 (Lonsec). Ratings are general advice only, and have been prepared without taking account of your objectives, financial situation or needs. Consider your personal circumstances, read the product disclosure statement and seek independent financial advice before investing. The rating is not a recommendation to purchase, sell or hold any product. Past performance information is not indicative of future performance. Ratings are subject to change without notice and Lonsec assumes no obligation to update. Lonsec uses objective criteria and receives a fee from the Fund Manager. Visit lonsec.com.au for ratings information and to access the full report. © 2022 Lonsec. All rights reserved.

The Zenith Investment Partners (ABN 27 103 132 672, AFS Licence 226872) ("Zenith") rating (assigned March 2023) referred to in this document is limited to "General Advice" (s766B Corporations Act 2001) for Wholesale clients only. This advice has been prepared without taking into account the objectives, financial situation or needs of any individual and is subject to change at any time without prior notice. It is not a specific recommendation to purchase, sell or hold the relevant product(s). Investors should seek independent financial advice before making an investment decision and should consider the appropriateness of this advice in light of their own objectives, financial situation and needs. Investors should obtain a copy of, and consider the PDS or offer document before making any decision and refer to the full Zenith Product Assessment available on the Zenith website. Past performance is not an indication of future performance. Zenith usually charges the product issuer, fund manager or related party to conduct Product Assessments. Full details regarding Zenith's methodology, ratings definitions and regulatory compliance are available on our Product Assessments and at <https://www.zenithpartners.com.au/RegulatoryGuidelines>

Evergreen Research Pty Ltd trading as ERIG Index ABN 17 647 506 590 is Authorised Representative 001289533 of Evergreen Fund Managers Pty Ltd ABN 75 602 703 202 AFSL 486275. The material is for the information purposes of non-retail clients only. It is not, and is not to be construed as, advice or a recommendation to acquire, hold or dispose of financial products or to use financial services. The ERIG Index measures only the Responsible Investment capabilities of funds. It does not assess the performance or other features of the funds.