

**Fund Description**

The Daintree High Income Trust (the Fund) is an absolute return bond strategy. The Fund is not constrained by any traditional fixed income index, which provides us the flexibility to seek out the best risk adjusted returns available across regions, sectors and securities.



**Fund Objective**

The aim of the Fund is to provide a steady stream of income over the medium term, by investing in a diversified portfolio of fixed income securities. The Fund seeks to produce a return (net of fees) that exceeds the RBA Cash Rate by 3%-4% p.a. over a rolling three to five-year period.

**Monthly Highlights**

- Coupon income continues to drive fund performance, again with some assistance from tighter credit spreads
- Portfolio positioning and cash levels are reflective of an expectation that momentum in investment grade credit markets can be maintained over the coming months

**Key Statistics**

Modified Duration (Yrs)	-0.05
Spread Duration (Yrs)	2.53
Yield to Maturity (%)	8.48
Running Yield (%) Average	8.01
Credit Quality	BBB
Portfolio ESG score (MSCI)	AA

Note: Portfolio yield is the expected return over the next year, assuming no changes to either portfolio composition or market yields. Average credit quality excludes overlay positions. Portfolio yield and spread duration reflect the net credit default swap exposures in the portfolio. The Portfolio ESG score is the weighted average portfolio ESG rating based on Daintree Capital's application of MSCI data.

**Fund Facts**

Trust name	Daintree High Income Trust
Funds under management	AUD114m
Responsible Entity	Perennial Investment Management Ltd
Portfolio managers	Mark Mitchell & Justin Tyler
Inception date	1 November 2018
APIR code	WPC1583AU
Management costs	0.70% pa + 0.05% pa expense recovery
Buy/sell spread	+0.15% / -0.15%
Entry and exit fees	None
Pricing frequency	Daily
Minimum initial investment	\$25,000
Distribution frequency	Quarterly
Currency	Australian Dollar

**Platforms**

The Daintree High Income Trust is available on the following platforms:

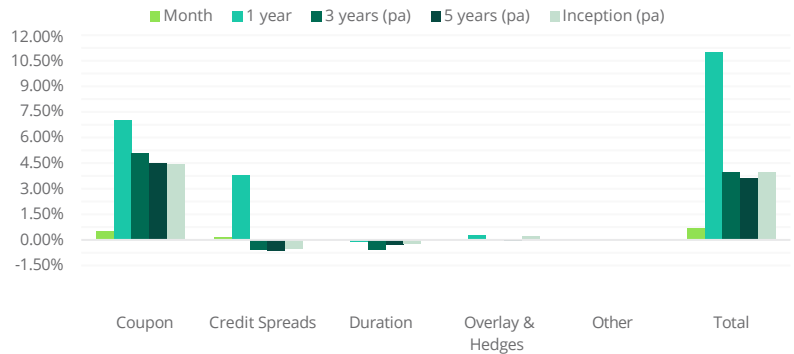
- AMP North
- BT Panorama
- HUB24
- Colonial FirstWrap
- Macquarie Wrap
- Netwealth

**Performance & Analytics**

	Month (%)	Quarter (%)	1 Year (%)	3 Years (% pa)	5 Years (% pa)	Inception (% pa)
Fund (gross)	0.68	2.16	10.97	3.93	3.61	3.95
Fund (net)	0.62	1.98	10.23	3.19	2.87	3.21
Distribution (net)	1.36	1.38	5.94	5.40	4.26	4.12
Growth (net)	-0.74	0.59	4.28	-2.21	-1.40	-0.91
RBA Cash Rate	0.36	1.09	4.36	2.48	1.65	1.63
Excess Return	0.26	0.89	5.87	0.70	1.22	1.58

Note: Performance inception is 1 November 2018. Excess return is measured with reference to net performance. Returns for periods longer than one year are annualised. Distribution return is the difference between total return and ex-distribution unit price return. Past performance is not a reliable indicator of future performance.

**Performance Contribution (Pre-Fees)**

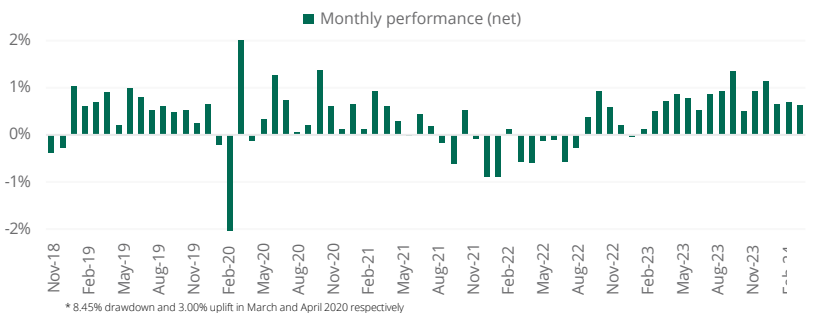


Note: Overlay strategies use derivatives to ensure that the Fund exposure to interest rates, credit and other relevant factors is controlled separately to the physical assets in the portfolio

**Rating Exposure (%)**      **Sector Exposure (%)**

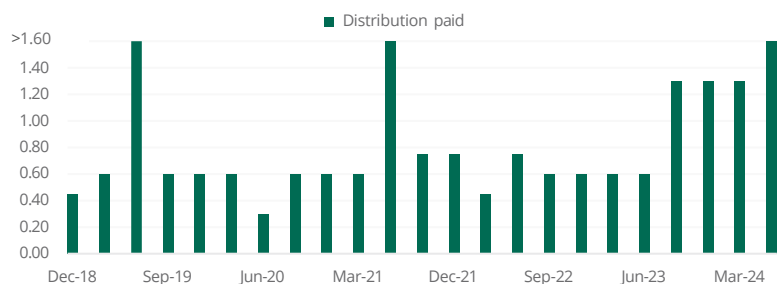


**Monthly Performance**



**Cash Income**

The Fund declared distributions totaling 2.64 cents per unit in June. The next distribution will be paid in September.



## Fund Review

The High Income Trust returned 0.62% for the month, net of fees. The primary performance driver was coupon income, while credit spreads also contributed positively. Overlay positions were slightly positive for the month.

The overall tone in credit remains constructive, supported by a solid technical picture. Demand for investment grade bonds has been strong all year, and new issuance markets have capitalised with good volumes at reasonable prices. Intra-month volatility in some offshore credit markets stemming from election uncertainty did little to influence local investors.

The Fund selectively engaged in new issuance, mostly in the securitised asset sectors, but also continued to seek trades to optimise future income potential. Portfolio positioning and cash levels are reflective of an expectation that momentum in investment grade credit markets can be maintained over the coming months.

## Outlook

Economic data continued to print with a downside bias relative to expectations in June, but risk assets did not seem to mind much. Market breadth in equities remains narrow, and the northern hemisphere summer promises to keep turnover and liquidity subdued. Ordinarily, this creates ideal conditions for choppy markets, but over the last few months it has become evident that negative surprises are being treated as positive from the perspective of future interest rate levels. We still believe that any benefits from future rate cuts are already priced in, but we have to concede that the looming US presidential election may constrain the Federal Reserve's ability to cut before November. Therefore, while hard to reconcile based on fundamentals, equity markets could retain their tendency to trickle higher in the months ahead. We think that this also applies to credit markets, where we view spreads as full but fair.

A surprising result in the first round of French elections saw the possibility of "cohabitation", where a party different to the President's party garners a majority in the National Assembly. This saw French

equities fall by 5.8%, with even larger falls experienced by major banks such as BNP Paribas and Société Générale. Meanwhile, in the lead up to elections in the UK, the FTSE 100 index fell by only 1.3%. In both cases, credit investors have remained fairly sanguine. In our view, the French result is causing concerns for markets because of the medium-term implications for fiscal policy in a country that already carries a debt-to-GDP ratio of more than 110%. The political process will somewhat constrain the passage of big spending budgets, but we expect investors to monitor France closely as the political transition proceeds.

In Australia, the newer monthly inflation series surprised to the upside once again. Prior to the release, the prospect of a cut remained an outside chance, but acceleration in the annualised rate to 4% now has the market at a 50/50 chance of an increase by December. We note that some of the factors driving the recent numbers were based on economic activity from March and April, with base effects also in play in some more volatile elements of the basket. Clearly, in the context of deep cost-of-living concerns within the community, and a looming election within the next 12 months, an increase would set the cat decidedly amongst a whole flock of pigeons. However, while acknowledging that the path is narrow (and recent data has narrowed it even further), the RBA has noted that current settings are starting to have an impact, albeit at a slower pace than they would like. We remain of the view that the RBA will remain on hold in 2024, however recent developments have increased the risk of a hike later this year.

Investment grade credit continues to benefit from an advantageous mix of strong fundamental and technical factors. On the fundamental side, issuer balance sheets are in good shape and the consumer has been resilient, supporting earnings growth. In terms of market technicals we note that flows into credit and fixed income funds have been positive all year, while new issuance has been priced with reasonable concessions to ensure robust demand from both professional and private investors. Daintree retains the view that the investment grade segment of the credit market is well placed to navigate near-term challenges and strong coupon income will remain the foundation of the return profile over time.

Issued by: The Investment Manager, Daintree Capital Management Pty Ltd (ABN 45 610 989 912), a Corporate Authorised Representative (CAR 001304218) of Perennial Value Management Limited (ABN 22 090 879 904, AFSL 247293). Responsible Entity: Perennial Investment Management Limited ABN 13 108 747 637, AFSL: 275101. This promotional statement is provided for information purposes only. Accordingly, reliance should not be placed on this promotional statement as the basis for making an investment, financial or other decision. This promotional statement does not take into account your investment objectives, particular needs or financial situation. While every effort has been made to ensure the information in this promotional statement is accurate; its accuracy, reliability or completeness is not guaranteed. Past performance is not a reliable indicator of future performance. Gross performance does not include any applicable management fees or expenses. Net performance is based on redemption price for the period and assumes that all distributions are reinvested. Fees indicated reflect the maximum applicable. Contractual arrangements, including any applicable management fee, may be negotiated with certain large investors. Investments in the Trust must be accompanied by an application form. The current relevant product disclosure document, additional information booklet, application form and target market determination can be found on Daintree's website [www.daintreecapital.com.au](http://www.daintreecapital.com.au)

The rating issued 09/2023 is published by Lonsec Research Pty Ltd ABN 11 151 658 561 AFSL 421 445 (Lonsec). Ratings are general advice only, and have been prepared without taking account of your objectives, financial situation or needs. Consider your personal circumstances, read the product disclosure statement and seek independent financial advice before investing. The rating is not a recommendation to purchase, sell or hold any product. Past performance information is not indicative of future performance. Ratings are subject to change without notice and Lonsec assumes no obligation to update. Lonsec uses objective criteria and receives a fee from the Fund Manager. Visit [lonsec.com.au](http://lonsec.com.au) for ratings information and to access the full report. © 2023 Lonsec. All rights reserved.

The Zenith Investment Partners (ABN 27 103 132 672, AFS Licence 226872) ("Zenith") rating (assigned March 2024) referred to in this document is limited to "General Advice" (s766B Corporations Act 2001) for Wholesale clients only. This advice has been prepared without taking into account the objectives, financial situation or needs of any individual and is subject to change at any time without prior notice. It is not a specific recommendation to purchase, sell or hold the relevant product(s). Investors should seek independent financial advice before making an investment decision and should consider the appropriateness of this advice in light of their own objectives, financial situation and needs. Investors should obtain a copy of, and consider the PDS or offer document before making any decision and refer to the full Zenith Product Assessment available on the Zenith website. Past performance is not an indication of future performance. Zenith usually charges the product issuer, fund manager or related party to conduct Product Assessments. Full details regarding Zenith's methodology, ratings definitions and regulatory compliance are available on our Product Assessments and at [Fund Research Regulatory Guidelines](http://Fund Research Regulatory Guidelines)

Evergreen Research Pty Ltd trading as ERIG Index ABN 17 647 506 590 is Authorised Representative 001289533 of Evergreen Fund Managers Pty Ltd ABN 75 602 703 202 AFSL 486275. The material is for the information purposes of non-retail clients only. It is not, and is not to be construed as, advice or a recommendation to acquire, hold or dispose of financial products or to use financial services. The ERIG Index measures only the Responsible Investment capabilities of funds. It does not assess the performance or other features of the funds.